




# Otter Class Newsletter

September 2019

Dear parents and carers,

Welcome back to a new school year and welcome to Otter class! I hope you had a relaxing summer break and your child is ready for an exciting new year. Our class TA is Mrs Pitcher. Mrs Pitcher will also be taking the class on a Thursday morning during my PPA time.

Our first topic in Year 2 will be 'Towers, Tunnels and Turrets.' During our topic we will be exploring different parts of castles, making fact files, writing about what it would be like to live in a castle and looking traditional tales that take place in castles. We will also be designing our own coat of arms and making mini catapults. During the week beginning the **16<sup>th</sup> September**, we will be making our own castles using junk materials so please send in boxes of all sizes, toilet rolls etc. for us to use.



We will be going to Dover Castle on **Tuesday 17<sup>th</sup> September** to look at different parts of a castle and find out information about why the castle was built and what it was used for.

## Other subjects

In maths we will continue to follow the maths mastery scheme of work. This term we will be looking at numbers to 100, identifying tens and ones, addition and subtraction within 100 and worded problems.


Our P.E. lesson will be on a Thursday, please ensure your child has suitable kit in school (plimsols and trainers) as we will be inside and outside during the first term depending on the weather.

## Spellings

Spellings will take place every Wednesday. I will discuss how the spellings work in more detail during our welcome meeting as they work slightly differently to how they have worked in Year 1.

During the first week of term we will re-assess all the children to find the most suitable list. When completing spellings, if your child receives full marks on their spellings they will get a sticker and three monster points. Your child should be aiming to get 10 out of 10 every week.





### Home learning

Maths home learning will be set on a Monday and due in on a Thursday. As well as home learning on paper, mymaths tasks may also be set alongside the home learning. Log in's will be stapled into the front of the maths folders. English and topic home learning will be set on a Friday and due in on a Thursday. The children will put them into the trays in the classroom when they are completed.

### Reading

In year 2, the children use the accelerated reader program. Your child will complete a quiz to assess what level they are on and then they are able to choose a book from the library, for example their range might be 1.4 - 1.9 so your child can read any book within that level.

Once your child has finished the book they need to complete a quiz on that book on the computer at school. The quiz is designed to see if your child has fully understood what they have read and can recall key details. If they have your child should get 90%-100% on the book quiz. Getting 100% consistently does not mean the books are too easy for your child, it means your child is understanding what they are reading well and are working hard. Children are reassessed throughout the year to see if their level has gone up and needs to be changed.


As this is initially quite a lengthy process, it may take a little while to get a reading book sent home to you and your child may have to wait to complete their quiz as we will be working through the steps in small groups.

Attached to your child's reading record book is a book mark with different suggestions on how to question your child about what they have read and how to discuss what happens in the story. There are five dog characters on the book mark and we will be using these characters in our English lessons this year.

### Art

In Year 2, we love art lessons and try to have a messy and creative lesson once a week. In order to protect school uniform, please send your child in with an old (preferably slightly oversized) t-shirt that you don't mind getting messy!





### Class dojo.

We will be continuing to use class dojo this year to reward all the positive achievements in the classroom. We will not be using class dojo to give out negative points as we will be using the warning system (red and yellow cards) to sanction negative behaviour. I will discuss our point system during the welcome meeting.

As a staff we have agreed that we can use the class dojo messages to communicate. Please be aware that I will read all messages but will not reply during evenings and weekends. Should you wish to see me, you can arrange a meeting via class dojo or see me after school. I am unavailable before school and after school on Wednesday's unless it is an emergency.

Due to GDPR we are unable to post images of the children's faces on the main page on class dojo, however I feel that it is important and part of the learning experience to share our learning with parents so if you would like to receive pictures on your child's private page, please sign the permission slip and it back to school as soon as possible.

### Dates for your diary.

- Weeks beginning 2<sup>nd</sup> and 9<sup>th</sup> September - materials in to build our castles.
- 6<sup>th</sup> September - Muddy Madness afternoon - more information to come.
- 9<sup>th</sup> September - Year 2 welcome meeting.
- 12<sup>th</sup> September - application for ECO and School council in to school.
- 12<sup>th</sup> September - Money for trip to be handed in, parent helpers informed.
- 17<sup>th</sup> September - Trip to Dover Castle.
- 18<sup>th</sup> September - Spellings to begin.
- Week beginning 23<sup>rd</sup> September - Home learning to begin.
- 17<sup>th</sup> October - End of term 1.

Finally, if your child would like to be an ECO rep or a School Council member - please use the lines provided to write an explanation as to why they would like to have that job this year. ECO reps look after the school and help Mrs Dubell in the ECO garden and School council members help Miss Hewett make the school a better place for everyone.

I'm looking forward to an exciting and hard-working year together!

Miss Whitbread



Application for: \_\_\_\_\_

Name: \_\_\_\_\_






Permission slip for class dojo photographs.

I/we give permission for

\_\_\_\_\_ to have  
individual pictures sent on their class dojo page.

I/we **do not** give permission for

\_\_\_\_\_ to have  
individual pictures sent on their class dojo page.

Parental signature: \_\_\_\_\_

Parental name: \_\_\_\_\_

Relationship to child: \_\_\_\_\_