


kigh




sarps




yewn




tabe



scroy




ind



jat



baim



thend



Phonics Workshop

Phonics screening check 2017

Phonics screening check

What is it?

How will it be carried out?

What will the children do?

How can you help?


What is it?

- A list of 40 real and pseudo (fake) words.
- Words are made up of phonemes children have learnt during Reception and Year 1.
- To assess the ability of each child's phonetic decoding.
- If need be, children will have the opportunity to retake the screening check in Year 2.


Pseudo or Alien Words

- During the phonics screening check, the children will be expected to read alien words.
- The children will be familiar with alien words.
- Children are only ever reading alien words, never writing them.
- Alien words are designed to see if the children can read any word using their phonetic knowledge.

pib



yune



How will it be carried out and what will the children do?

- Children will read through the list of 40 words.
- One to one with a teacher in the library or the small groups room.
- The check will last between 4 - 9 minutes, but there is no time limit.
 - The check is divided into 2 sections.
- Children will be encouraged to put sound buttons on their words to help them decode.
- The children can have as many attempts at sounding out the words - only their final answer will be marked.

Section 1

This section includes words with the following phonological structures:

CVC - for example JAM, CAT

VCC - for example ODD, ACT

CCVC - for example WHAT, CHOP

CVCC - for example WENT, MASK

queep



poil



farm

Section 1 graphemes

a ar b c ch ck d e

ee f ff g h i j k

l ll m n ng o oi oo

or p qu r s sh ss t

th u v w x y z zz

Section 2

- This section includes words with the following phonological structures:

CV, CVC, CCVC and CVCC as well as:

CCVCC - for example TRUST

CCCVC - for example STRAW

CCCVCC - for example SPRAYS

splaw



portrait

fair

Section 2 Graphemes

- The same graphemes in Section 1 as well as:

a-e	ai	air	au	aw
ay	ea	e-e	er	ew
i-e	ie	igh	ir	oa
o-e	ou	ow	oy	ph
ue	u-e	ur	wh	

Demonstration video



How can you help?

- Use the resources handed out in previous workshops.
- Make flashcards of real and alien words for your child to read.
- Online phonics games and apps are available.
- Reading with your child every day.
- Going over the phase 3 and phase 5 sounds regularly.

Useful Websites

- <http://www.letters-and-sounds.com/>
- <http://www.phonicsplay.co.uk/>
- <http://jollylearning.co.uk/>
- <https://www.youtube.com/user/breakthruchris/featured>
(Mr Thorne does phonics and Geraldine the Giraffe)
- www.bbc.co.uk/schools/wordsandpictures/phonics/
- www.bbc.co.uk/schools/ks1bitesize/literacy/
- www.ictgames.com/literacy.html